

# Oak Creek Water District

Serving West Sedona Quality Water Since 1953

November 2024 [www.oakcreekwater.org](http://www.oakcreekwater.org)

## \*\*\*\*\* [LEARN HOW TO MONITOR YOUR OWN WATER USAGE HOURLY & DAILY](#) \*\*\*\*\*

There will be a short educational seminar about utilizing “eyes on water” software on November 19th at 5pm after the 4:30 monthly board meeting. Besides monitoring your water hourly you will be able to have an alert sent to you if the meter detects a leak. See Page 2 of this newsletter.

## \*\*\*\*\* [LEARN HOW REVIEW THE HISTORY OF YOUR WATER BILLS](#) \*\*\*\*\*

There will be a short educational seminar about utilizing [xpressbill.com](http://xpressbill.com) to see your current bill and past two year history. This includes the monthly gallons used. This presentation will follow the “Eyes on Water” discussion on November 19th at 5pm after the 4:30pm monthly board meeting.

## \*\*\*\*\* [CONSTRUCTION UPDATE](#) \*\*\*\*\*

Water Main Replacement: Construction is wrapping up on View Drive. The next streets will be portions of Saddlerock Circle / Rockridge Drive. This includes laying temporary above ground water lines (with speed bumps) and pipe bursting the existing lines with new lines, avoiding as much excavation and disturbance as possible. After any outage its recommended to flush all lines in your system for a couple minutes.

Keep Up to Date: Check the website. Sign up for alerts on our website or call the office. Come to monthly meetings. Summit Construction will contact individual streets as they come up in the lineup.

Be Prepared: When the contractor is working on your street, have a couple of gallons of water in your refrigerator. Have a couple of five gallon buckets of water in your garage to flush your toilet.

## \*\*\*\*\* [LEAD SERVICE LINE INVENTORY PUBLIC NOTICE ENCLOSED](#) \*\*\*\*\*

All water systems throughout the United States were required to complete an inventory of their water system by October 16, 2024 and to identify any known public or private water lines that contained lead. Our excel spreadsheet is 800 rows by 35 columns, to large to print readable, has identified all OCWD water lines and all customer service lines. ADEQ’s position on this is that any water lines or connections installed after June 19, 1988 will be designated as non-lead. The end result is 594 of the 789 service lines (from the meter to dwelling) have been identified as unknown. This inventory is posted on the website and at the office.

Over the next 10 years it is required to identify all unknown service lines and any with lead must be replaced within 13 years. At this time ADEQ and therefore OCWD does not know the process moving forward. If any homeowner wants to be proactive, we received a quote of \$320 from Summit Construction to dig the two test holes currently required by ADEQ. Our operator would then do the required material test and take the required photos. This price from Summit Construction has been offered while they are here installing our water mains over the next couple of years. ADEQ has stated customer verification is not acceptable. Initial questions and concerns will be addressed at the November 19th meeting.



# LEARN HOW TO MONITOR YOUR OWN WATER USAGE!!!

**When:** Tuesday, November 19, 2024 at 5pm. (right after 4:30 board meeting)

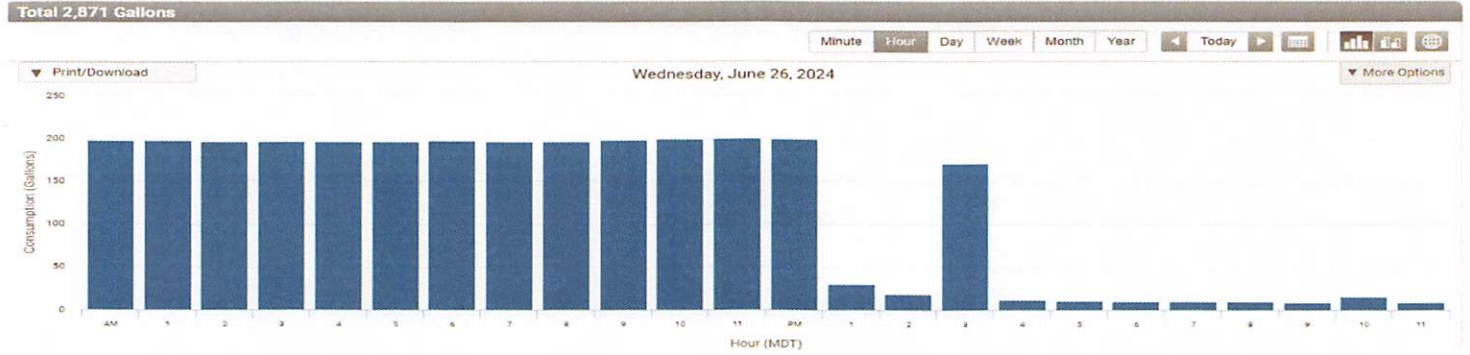
**Where:** Oak Creek Water Office, 90 Oak Creek Blvd

**What:** See below. An actual water leak in our neighborhood.

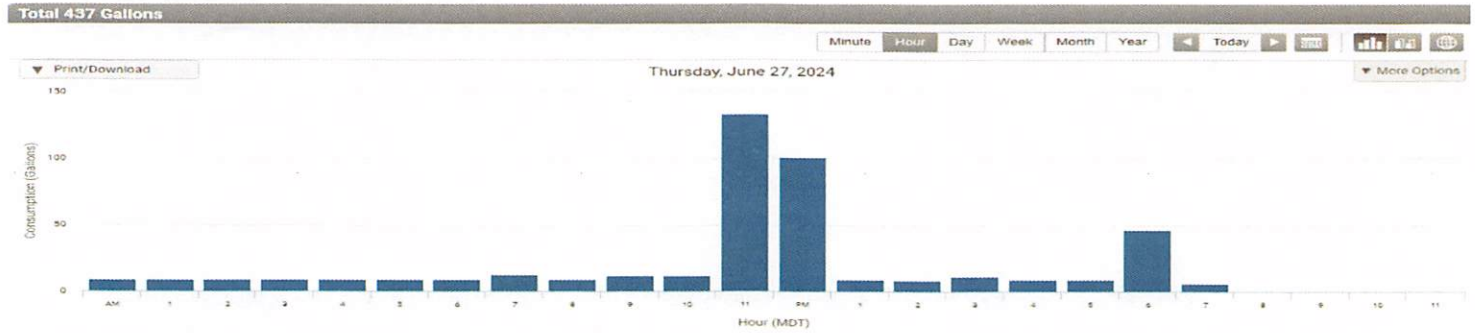
**4,800 gallon/day leak. (\$250 bill) Normal usage: 200 gallons/day. (\$25 bill)**

Major leak detected. Graph shows 200 gal/hr hourly. At 1:00pm it was fixed. A minor leak still present. Graph shows 5 gal/hr from 1pm onward. Graph shows actual usage at the 2:00pm hour (irrigation, laundry, or shower).

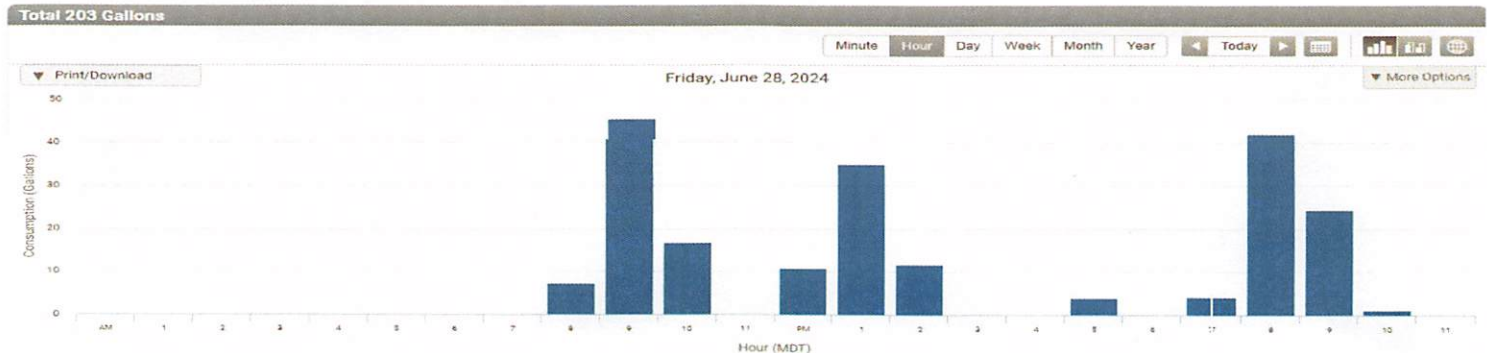
Note: The graphs can be deceiving when comparing days, the gallon usage scale range (left side of the graph) is based on the highest usage that day.



Shows the 5 gallon/hour leak continuing the next day. Graph shows normal water usage at 11am, noon and 6pm. Small leak fixed at 7pm (toilet running, leaky faucet, etc...).



Normal water usage after all leaks fixed. Graph shows hourly flows ranging from 2 gal/hr to 45 gal/hr. Graph shows 50% of the day there was zero usage. No presence of a leak.



# Oak Creek Water District

**“Serving West Sedona Since 1953”**

90 Oak Creek Blvd

Sedona, AZ 86336

928 282-3404 – [info@oakcreekwater.com](mailto:info@oakcreekwater.com)

October 31, 2024

Subject: Notice of Unknown Service Line Material

Dear Customer of Oak Creek Water,

We are writing to inform you of an important matter concerning the water service lines in your area. As part of our ongoing efforts to ensure the safety and quality of the drinking water supply, we have recently completed a survey of service lines within our community.

## Notice of unknown service line material

Oak Creek Water is focused on protecting the health of every household in our community. This notice contains important information about your drinking water. Please share this information with anyone who drinks and/or cooks using water at this property. In addition to people directly served at this property, this can include people in apartments, nursing homes, schools, businesses, as well as parents served by childcare at this property.

Oak Creek Water is working to identify service line materials throughout the water system and has determined that the water pipe (called a service line) that connects your home, building or other structure to the water main is made from unknown material but may be lead. Because your service line material is unknown, there is the potential that some or all of the service line could be made of lead or galvanized pipe that was previously connected to lead. People living in homes with a lead or galvanized pipe previously connected to a lead service line have an increased risk of exposure to lead from their drinking water.



## Identifying service line material

To help determine the material of your service line, please visit our website or call the office. EPA has developed an online step-by-step guide to help people identify lead pipes in their homes called Protect Your Tap: A Quick Check for Lead. It is available at: <https://www.epa.gov/ground-water-and-drinking-water/protect-your-tap-quick-check-lead>.

## Health effects of lead

*Exposure to lead in drinking water can cause serious health effects in all age groups. Infants and children can have decreases in IQ and attention span. Lead exposure can lead to new learning and behavior problems or worsen existing learning and behavior problems. The children of women who are exposed to*

*lead before or during pregnancy can have increased risk of these negative health effects. Adults can have increased risks of heart disease, high blood pressure, and kidney, or nervous system problems.*



### Steps you can take to reduce lead in drinking water.

Below are recommended actions that you may take, separately or in combination, if you are concerned about lead in your drinking water. The list also includes where you may find more information and is not intended to be a complete list or to imply that all actions equally reduce lead in drinking water.

**Use filters properly.** Using a filter can reduce lead in drinking water. If you use a filter, it should be certified to remove lead. Read any directions provided with the filter to learn how to properly install, maintain, and use your cartridge and when to replace it. Using the cartridge after it has expired can make it less effective at removing lead. Do not run hot water through the filter. For more information on facts and advice on home water filtration systems, see EPA's <https://www.epa.gov/water-research/consumer-tool-identifying-point-use-and-pitcher-filters-certified-reduce-lead>.

**Clean your aerator.** Regularly clean your faucet's screen (also known as an aerator). Sediment, debris, and lead particles can collect in your aerator. If lead particles are caught in the aerator, lead can get into your water.

**Use cold water.** Do not use hot water from the tap for drinking, cooking, or making baby formula as lead dissolves more easily into hot water. Boiling water does not remove lead from water.

**Run your water.** The more time water has been sitting in pipes providing water to your home, the more lead it may contain. Before drinking, flush your home's pipes by running the tap, taking a shower, doing laundry, or doing a load of dishes. The amount of time to run the water will depend on whether your home has a lead service line or not, as well as the length and diameter of the service line and the amount of plumbing in your home. [Include tailored flushing information, if appropriate, or add following language] Residents may contact us at [phone number and/or email address] for recommendations about flushing times in their community.

**\*\*Learn what your service line material is.** Contact our office or a licensed plumber to determine if the pipe that connects your home to the water main (called a service line) is made from lead, galvanized, or other materials.

**Learn about construction in your neighborhood.** Contact the office to find out about any construction or maintenance work that could disturb your service line. Construction may cause more lead to be released from a lead service line or galvanized service line if present.

**Have your water tested.** Contact us, your water utility, to have your water tested and to learn more about the lead levels in your drinking water. Alternatively, you may contact a certified laboratory to have your water tested for lead. A list of certified laboratories is available by contacting the office. Note, a water sample may not adequately capture or represent all sources of lead that may be present. For information on sources of lead that include service lines and interior plumbing, please visit

<https://www.epa.gov/ground-water-and-drinking-water/basic-information-about-lead-drinking-water#getinto>.

Get your child tested to determine lead levels in their blood.

Although there is no confirmation of having a lead service line, you may wish to speak with a healthcare provider to see if your child's blood lead level is elevated and/or if there is a need for blood testing, if you are concerned about potential exposure. Please visit <https://www.cdc.gov/nceh/lead/advisory/acclpp/actions-blls.htm> for information on these actions.

**For information about potential financing solutions** to assist property owners with replacement of lead service lines, please contact the office.

**For more information on reducing lead exposure** from your drinking water and the health effects of lead, visit EPA's website at <http://www.epa.gov/lead>.

**For More Information: Click the blue tab titled "LEAD SERVICE LINE INVENTORY" on the right side of our website home page.**